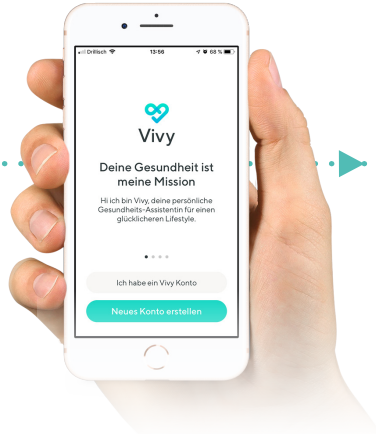


Vivy Registrierungsprozess

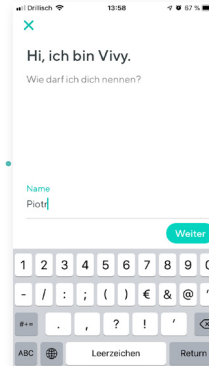
1 Jetzt Vivy installieren und gleich ausprobieren



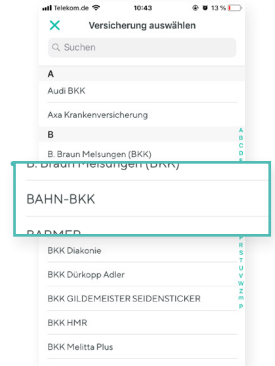
2 Neues Konto erstellen



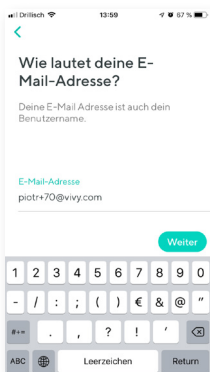
3 Name eingeben



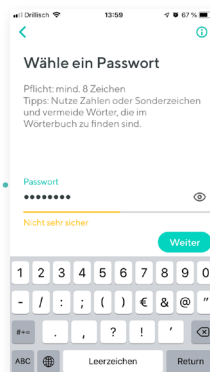
4 Krankenversicherung angeben



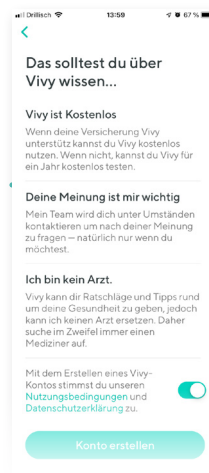
5 E-Mail-Adresse eingeben



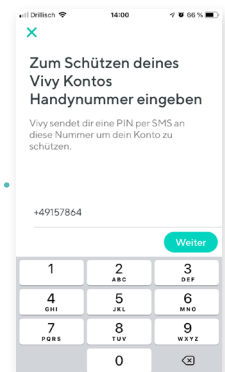
6 Passwort wählen



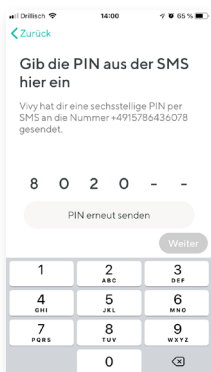
7 Nutzungsbedingungen & Datensicherheit akzeptieren



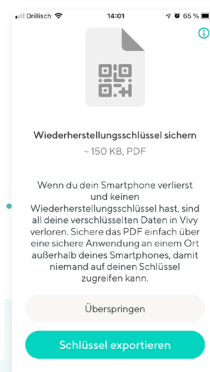
8 Handynummer eingeben um das Konto zu sichern



9 PIN aus der SMS eingeben



10 Wiederherstellungsschlüssel sichern



und

